

# Instruction | How to Use Curie

## Content

英文版

[About American Journal Experts \(AJE\)](#)

[How to use Curie, the upgraded AJE Digital Editing tool?](#)

[How to use the Curie plug-in for my Microsoft Word documents?](#)

[How to place an order with a group discount for AJE Professional Language Editing services?](#)

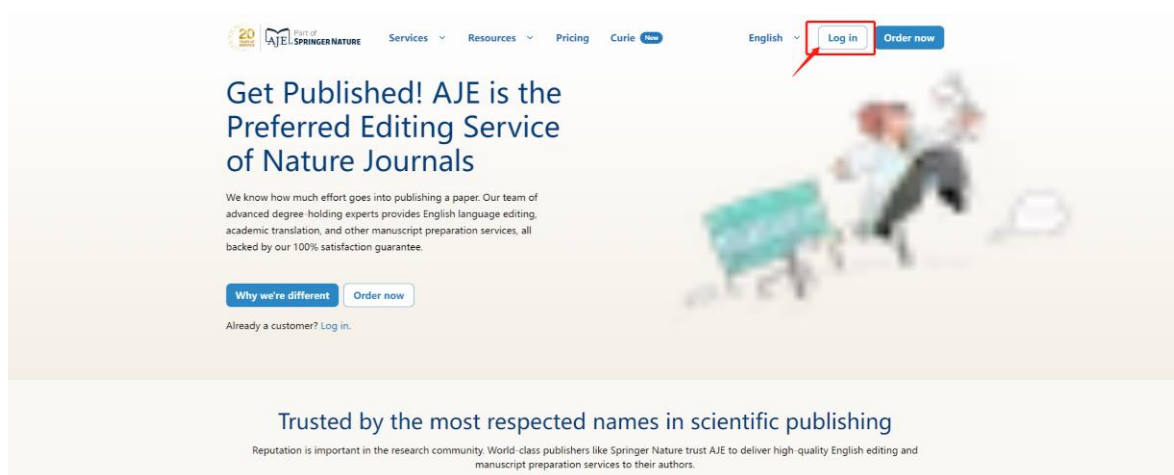
# About American Journal Experts (AJE)


American Journal Experts was founded in 2004 in Durham, North Carolina, USA. AJE provides journal recommendations, digital editing, academic translation, figure formatting and other manuscript preparation services. The AJE team working on your paper is not only an expert in English but also fluent in the language and conventions in your field and using millions of articles in 447 areas of study and over 2,000 field-specific topics to test the tool. They have helped thousands of international researchers to eliminate language barriers and get their work published in the best SCI-listed journals in the world.

## How to use Curie, the upgraded AJE Digital Editing tool?

Curie is an AI-powered writing assistant designed specifically for academic papers. It provides intelligent suggestions, improves writing structure, enhances flow, and assists with citations to help you produce high-quality academic content.

Step1. Go to AJE English website <https://AJE.com/> and click "Log In" to create your AJE account with a valid email or to log in your existing AJE account.



 Part of **SPRINGER NATURE** [Services](#) [Resources](#) [Pricing](#) [Curie](#) [New](#)

English [Log in / Register](#) [Order now](#)

### Log in to your account

One account for AJE and Curie.  
If you don't already have an account, you can [create one here](#).

Log in with your social account

[GOOGLE](#) [LINKEDIN](#)

[ORCID](#)

Or log in with your email and password

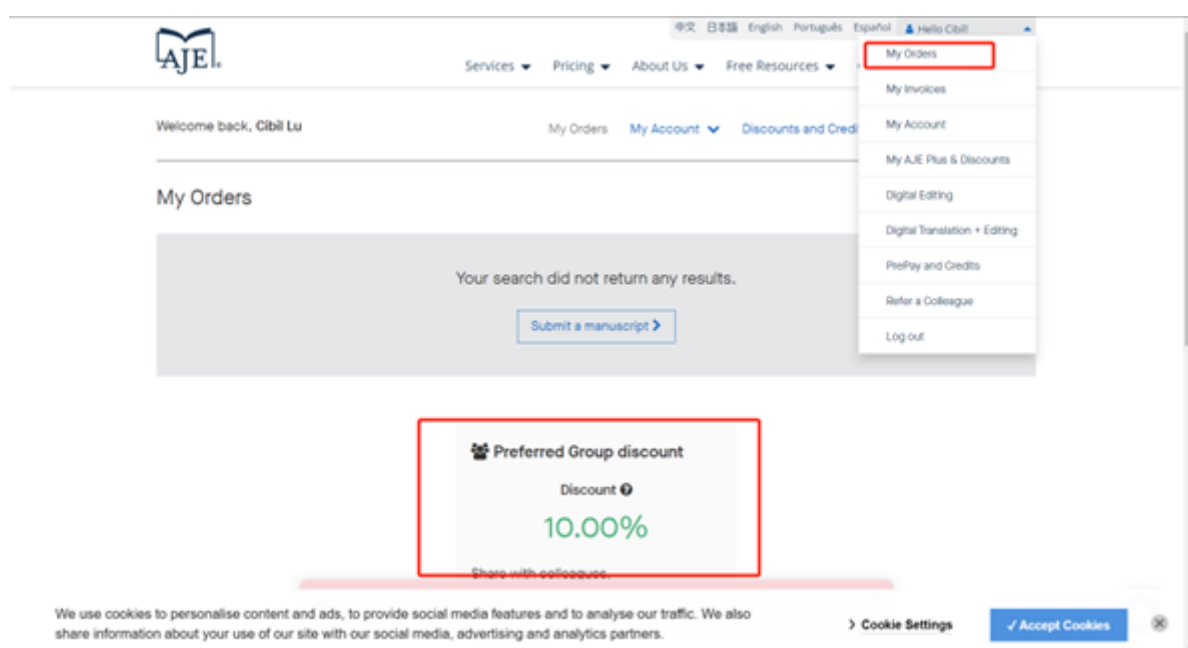
EMAIL ADDRESS \*

PASSWORD \*

[LOG IN](#)

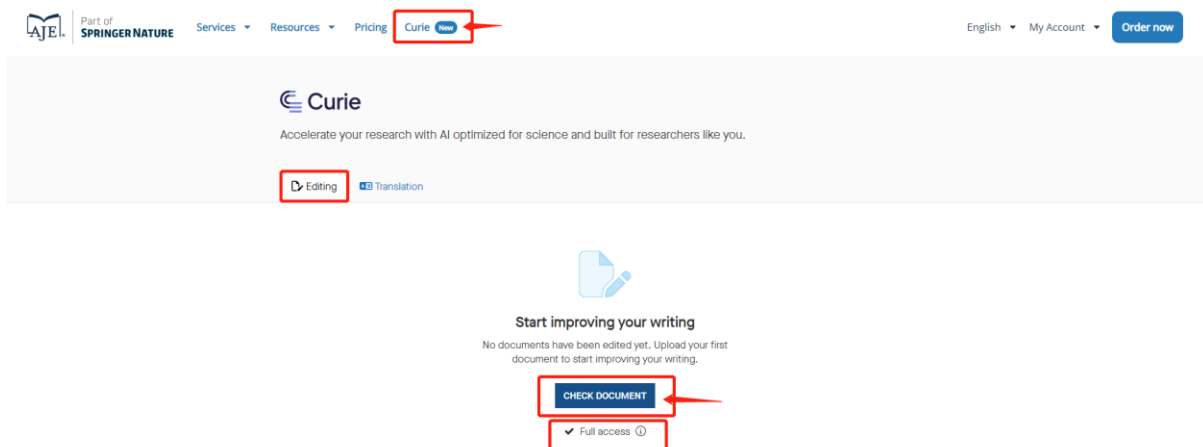
[Forgot your password?](#)

Step2. Click on “My Orders” and enter your Preferred Group Code to join your “Preferred Group discount”.



The screenshot shows the AJE user interface. At the top, there's a navigation bar with the AJE logo, 'Part of SPRINGER NATURE', and links for Services, Resources, Pricing, and Curie. A user is logged in as 'Hello Cibit'. The main header includes 'Welcome back, Cibit Lu' and navigation links for 'My Orders', 'My Account', and 'Discounts and Credits'. The 'My Orders' section shows a message: 'Your search did not return any results.' with a 'Submit a manuscript' button. A dropdown menu is open from the 'My Orders' link, showing options like 'My Invoices', 'My Account', 'My AJE Plus & Discounts', 'Digital Editing', 'Digital Translation + Editing', 'PrePay and Credits', 'Refer a Colleague', and 'Log out'. The 'My Orders' link is highlighted with a red box. Below the search results, a 'Preferred Group discount' is displayed with a 'Discount' icon and '10.00%' in green, also highlighted with a red box. At the bottom, there's a cookie consent banner with 'Cookie Settings' and 'Accept Cookies' buttons.

Step 3. Go to the “Curie” page. The “✓ Full access” note shows you already have access to the Digital Editing service. Upload your manuscripts by clicking on the “CHECK DOCUMENT” button and then download a track change version in minutes.



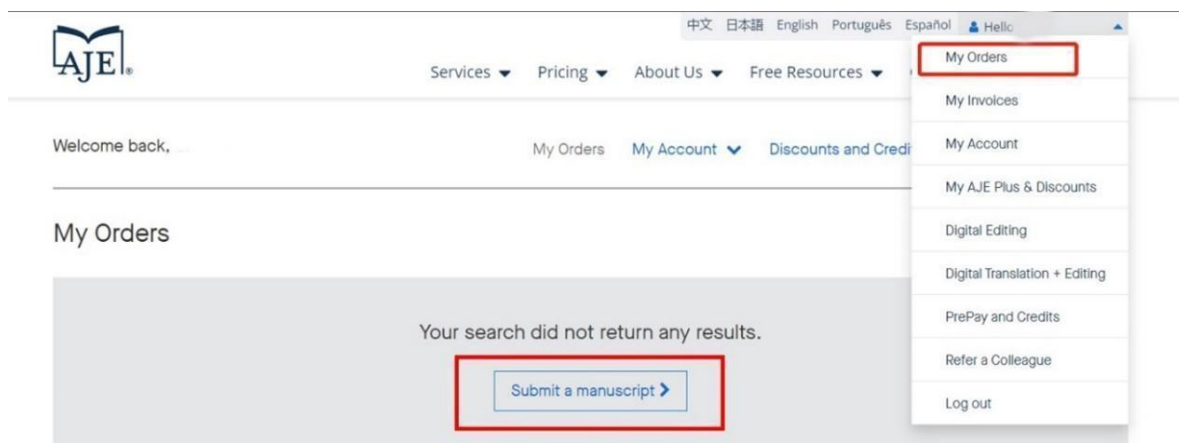
\*Note: Curie's digital translation function is not yet available for groups and institutions. It can only be purchased by individual accounts. Organizations that already have a Preferred Group Code can create a new code or use the existing code to open a Curie Editing trial.

## How to use the Curie plug-in for my Microsoft Word documents?

Go to <https://www.aje.com/curie-microsoft-word-add-in/> for instructions on how to install and use the Curie Word plug-in.

## How to place an order with a group discount for AJE Professional Language Editing services?

Follow the above Step 1-3, and go to "My Orders". Then click on "Submit a Manuscript" to choose the service you need, and place an order directly. You'll see the discounted price before the payment process.



## Contact us

Should you have questions of use, invoices, or orders, please contact [support@aje.com](mailto:support@aje.com) directly for prompt replies. The customer service team will contact you by email within 1-2 working days.