

MCUT



feedback studio™

Technology to Improve Student Writing

21 April. 2026

01

What is
Turnitin?


02

How to use
Turnitin?

03

FAQs
Resource

What is Turnitin?



Features



Submit
Your Papers



Check Against
the Database



Get Your
Similarity Report

Our Content



47 Billion
Internet Webpages



1.9 Billion
Student Papers



190 Million+
**Scholarly Journals &
Articles**

Content Partners

AAAS, ACS, ACM, BMJ Publishing Group, Elsevier, IEEE, Springer Nature Publishing Group, Oxford University Press, Sage, Wiley Blackwell, Am. Institute of Physics, Am. Physical Society,etc.



ELSEVIER

SPRINGER NATURE



Language Supported

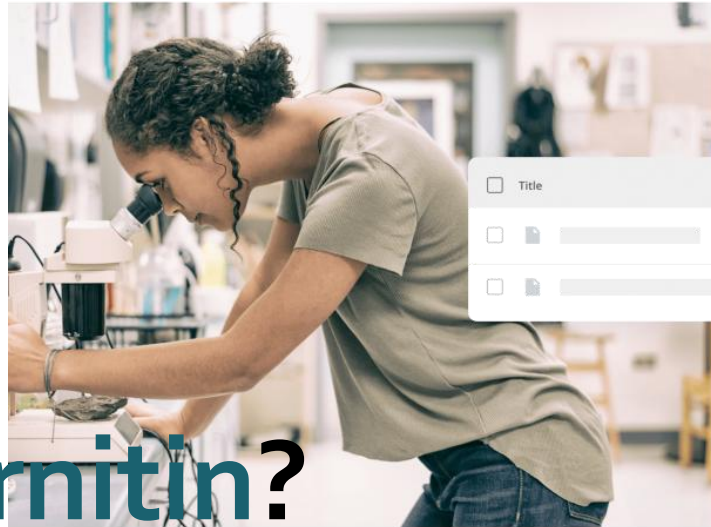
- » Submission is available in **30 languages.**

English, Chinese (traditional and simplified), Japanese, Spanish, French, Portuguese, Italian, German, Russian, Thai, Catalan, Croatian, Czech, Danish, Dutch, Finnish, Korean, Hungarian, Norwegian (Bokmal, Nynorsk), Polish, Romanian, Serbian, Slovak, Slovenian, Swedish, Arabic, Greek, Hebrew, Farsi and Turkish

- » **20 languages** supported in Turnitin interface.



How to use Turnitin?



Quick start Guide

- 1 Setting up Your Account
- 2 Resetting Your Password
- 3 Submitting the Papers
- 4 Viewing the Similarity Report
- 5 Downloading the Report
- 6 Instructor-Creating a class and Enrolling Students

1. Setting Up Your Account


Go to **MCUT library** website <https://lis.mcut.edu.tw/index.php?lang=en>



圖書資訊處
OFFICE OF LIBRARY AND INFORMATION SERVICES

Home icon | Language icon | Mobile icon |

- ABOUT US | CIRCULATION SERVICES | **RESEARCH SUPPORT** | SYSTEMS AND SOFTWARE
- INTERNET ON CAMPUS | FACILITIES | **FORM DOWNLOAD** | DEMASSIFICATION



Hot News

Go to **MCUT library** website <https://lis.mcut.edu.tw/index.php?lang=en>



圖書資訊處
OFFICE OF LIBRARY AND INFORMATION SERVICES



ABOUT US | CIRCULATION SERVICES | RESEARCH SUPPORT | SYSTEMS AND SOFTWARE |
INTERNET ON CAMPUS | FACILITIES | FORM DOWNLOAD | DEMASSIFICATION |

Home / Research Support

Research Support



Databases

E-Books

E-Thesis

Thesis Submission

Fee Database Trials & Database Maintenance

Search at "Turnitin"



圖書資訊處
OFFICE OF LIBRARY AND INFORMATION SERVICES

				ranslations, searchable together in a single online collection for the first time.		
Taylor & Francis	Academic	English	Full-text	Contains more than 1,300 titles in humanities, social sciences and applied sciences.	Search Guide	
Turnitin	Academic	English	-	Application for MCUT Turnitin in account Training Slide Training Video	Search Guide	
US Patent and Trade Mark Office (USPTO)	Patent	English	Full-text	For complete information about patents see the US Patent and Trade Mark Office's Web pages and see a patent attorney or agent to ensure a thorough understanding.	Search Guide	
EBSCO Voc				Designed specifically for the research needs of two-year colleges, t		



明志科技大學Turnitin帳號申請表

Application for MCUT Turnitin account

注意事項：

1. Turnitin個人帳號僅限本校師生使用。
Applications are restricted to MCUT faculty and students.
2. 申請通過後將收到「Turnitin啟用通知信」，請依說明啟用帳號。
You will receive an email to validate your account once application has been approved. Please follow the instructions in your email to finish setting up your Turnitin account.
3. 使用相關問題可洽詢代理商智泉國際(service@igrouptaiwan.com ; 02-2571-3369)。
If you have any further questions, please contact iGroup Taiwan service@igrouptaiwan.com ; 02-2571-3369)
4. 所填寫之個人資料，僅作為服務管理之用，並遵守個人資料保護法相關規定，保障您的個人資訊。
All personal information submitted to us will only be used for service administration purposes. We comply with any applicable Personal Information Protection Act.
5. 請填寫以下表格，並點選「提交」送出。
Please fill out all required fields below, then click on SUBMIT.

* 必答

1. 名 (教師/學生證上之名, First Name on Passport)
(本籍師生請填中文名; Foreign faculty/Student please fill out First Name in English) *

輸入您的答案

2. 姓 (教師/學生證上之姓氏, Last Name on Passport)
(本籍師生請填中文姓氏; Foreign faculty/Student please fill out Last Name in English) *

輸入您的答案

3. 明志E-mail (Ming Chi E-mail)
請務必提供@O365.mcut.edu.tw之信箱，將設定為Turnitin帳號。
(Please must be a @O365.mcut.edu.tw email which will be set up as Turnitin account) *

輸入您的答案



After the administrator create your account, you will receive a **Turnitin welcome email** in your email inbox.



English version

Welcome to Turnitin

Hi Jane Doe,

You've been added to the Turnitin class, Essay. You were added by instructor, Taiwan iGroup.

Ready to get started?

You're just a few steps away from submitting your papers to Turnitin.

[Set up account](#)

Psst... Once you've set up your account, check out our [student quick start guide](#).



Chinese version

歡迎來到 Turnitin

瑪莉陳 您好：

您的指導教師 Taiwan iGroup 已為您登記 Turnitin 的 TEST 課程。

準備好要提交報告了嗎？

[建立密碼](#)

若您遇到任何問題，請造訪 guides.turnitin.com 以取得實用指南。

謝謝。

Turnitin



The begin of this email indicates your **First Name and Last Name**.



English version

Welcome to Turnitin

First Name / Last Name

Hi Jane Doe,

You've been added to the Turnitin class, Essay. You were added by instructor, Taiwan iGroup.

Ready to get started?

You're just a few steps away from submitting your papers to Turnitin.

[Set up account](#)

Psst... Once you've set up your account, check out our [student quick start guide](#).



Chinese version

歡迎來到 Turnitin

First Name / Last Name

瑪莉陳 您好：

您的指導教師 Taiwan iGroup 已為您登記 Turnitin 的 TEST 課程。

準備好要提交報告了嗎？

[建立密碼](#)

若您遇到任何問題，請造訪 guides.turnitin.com 以取得實用指南。

謝謝。

Turnitin



Click at **the red button** in the email to go to the next step.



English version

Welcome to Turnitin

First Name / Last Name

Hi Jane Doe,

You've been added to the Turnitin class, Essay. You were added by instructor, Taiwan iGroup.

Ready to get started?

You're just a few steps away from submitting your papers to Turnitin.

Set up account

Psst... Once you've set up your account, check out [the student quick start guide](#).



Chinese version

歡迎來到 Turnitin

First Name / Last Name

瑪莉陳 您好：

您的指導教師 Taiwan iGroup 已為您登記 Turnitin 的 TEST 課程。

準備好要提交報告了嗎？

建立密碼

若您遇到任何問題，請造訪 guides.turnitin.com 以取得詳細說明。

謝謝。

Turnitin



Enter your **Email address** and your **Last name in the welcome email.**
(If the combination is wrong, please confirm with administrator.)

Account Setup

To set up your account, please enter your email address and last name or family name.

Email Address

Your email address
(which you received the welcome email)

Last Name or Family Name

Your **last name** in the Welcome Email

You can find this information in your Turnitin welcome email.

If you no longer have access to this email, ask your Turnitin instructor to look up your email address. If you are an instructor, please refer to your Turnitin administrator for this information.

Next 

帳戶設定

欲設定帳戶，請輸入電子郵件及姓氏。

電子郵件地址

Your email address
(which you received the welcome email)

姓氏

Your **last name** in the Welcome Email

您可以在 Turnitin 歡迎信中找到此資訊。

如果您已經無法再存取此電子郵件，可以請您的 Turnitin 教師尋找您的電子郵件地址。如果您是教師，請向您的 Turnitin 管理員請教此資訊。

下一步 

A new Email will be sent to your inbox with the subject:
**Set up your Turnitin Account(English)/創建你的Turnitin密碼
(Chinese)**, the link to set up account in the Email is available only for
24 hours.

Account Setup

To validate your account, we've sent an email to: XXX@abc.edu.tw

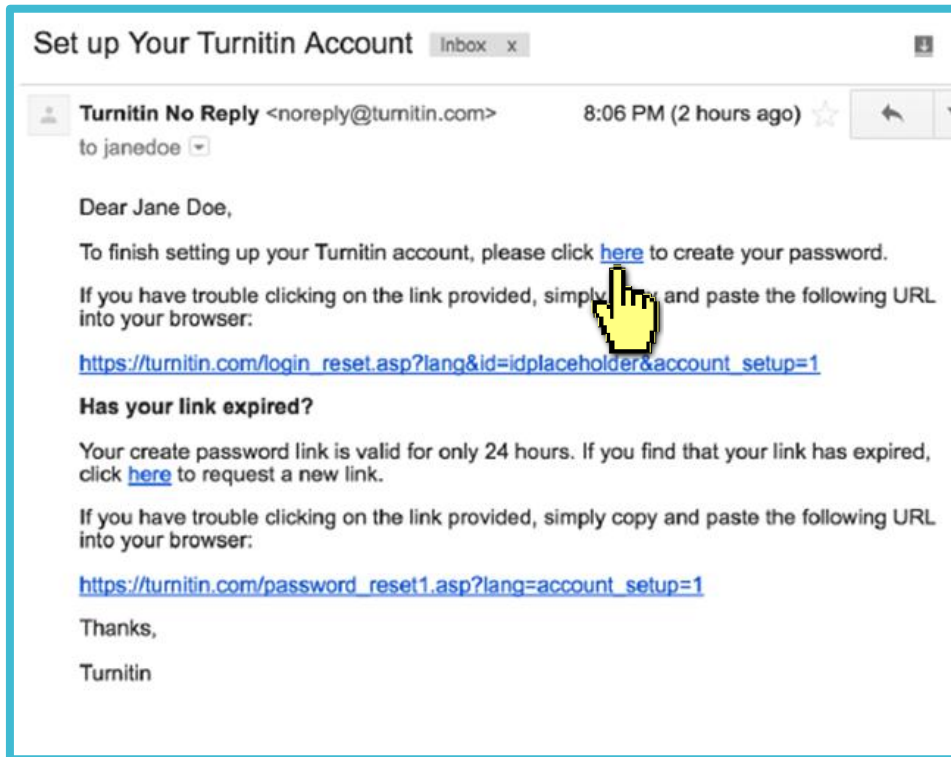
You have 24 hours to click the link in your email to continue with your account setup.

帳戶設定

為驗證您的帳戶，我們已寄送一封電子郵件至：XXX@abc.edu.tw

請於 24 小時內點擊電子郵件內的連結，以繼續設定帳戶。

Go back to your email inbox and open that new email.
Click at the **create password link labeled 'here'** in the email.
If the link is **expired**, click another **link below** to request a new link.



Enter and confirm your password, it must be **at least 12 characters include one number, upper and lower case letters ,and one special character.**

Create Your Password

To finish setting up your account, please enter a password.

Please keep in mind that your password is case sensitive (for example, paSS1234 would be different than pass1234) and must be at least 8 characters long.

Password

Confirm Password

Create Password  Cancel

建立密碼

為完成帳戶設定，請輸入密碼。

密碼長度必須至少為 8 個字元。

密碼

確認密碼

建立密碼  取消

Log In with your email address and your password.

Account Setup Complete

You can now log in to your account using your email address and password.

Learn more about your next steps by checking out our [quick start guides](#).

Log in



帳戶設定完成

您現在可以使用您的電子郵件地址與密碼登入帳戶。

現在登入



Welcome to Turnitin!

You have been added as a student to the account **University of Testing**.

Before you can get started, we want to confirm your user information and give you the chance to set up your secret question and answer. Please feel free to change any other information as needed.

When you are done, click "next" to continue.

your email •

Secret question •

Question answer •

your first name •

your last name •

歡迎至 Turnitin!

您已以學生身份被添加至 **碩士論文** 帳戶。

開始之前，我們需要確認你的使用者資料，並設定你的私密問題和答案。請隨時更改任何其他資料。

完成後，點選"下一頁"以繼續。

您的電子郵件 •

秘密提示問題 •

問題答案 •

您的名字 •

You must **Select a secret question** from the drop-down menu and **enter your answer** in the blank.

Click at the button to agree with the User agreement, and you can start to use the service.

User Agreement

Our user agreement has been updated. Please read our user agreement below and agree or disagree to its terms and conditions:

Turnitin.com and its services (the "Site" or the "Services") are maintained by Turnitin, LLC ("Turnitin"), and offered to you, the user ("You" or "User"), conditioned upon Your acceptance of the terms, conditions, and notices contained herein without modification (the "User Agreement"). You should review this User Agreement carefully before accepting it. If You breach the User Agreement, Your authorization to use the Site will automatically terminate. Acceptance of Terms You accept this User Agreement by using the Services or clicking to accept or agree to the Terms, where this option is made available to You by Turnitin in the user interface for any Service. You may not use the Service and may not accept this User Agreement if (i) You have previously been informed by Turnitin

I Agree -- Continue

[I Disagree -- Logout](#)



用戶同意書

用戶同意書更新了。 請閱讀下方的用戶同意書並決定您是否同意其內容的用字與條件:

Turnitin.com 及其服務（「網站」或「服務」）係由 Turnitin, LLC（「Turnitin」）進行維護，並在您同意接受此處所含條款與條件及通知且不得修改（「使用者協議」）後提供予您，亦即使用者（「您」或「使用者」）。
您應該先仔細檢閱然後再接受此使用者協議。如果您違反使用者協議，則您使用本網站之授權將自動終止。

1. 接受條款

使用服務或按一下以接受或同意條款規範，即代表您同意接受此使用者協議，Turnitin 會讓您在任何服務的使用者介

我同意--繼續

[不同意--退出](#)





I didn't find any emails sent from Turnitin in my email inbox, what can I do?

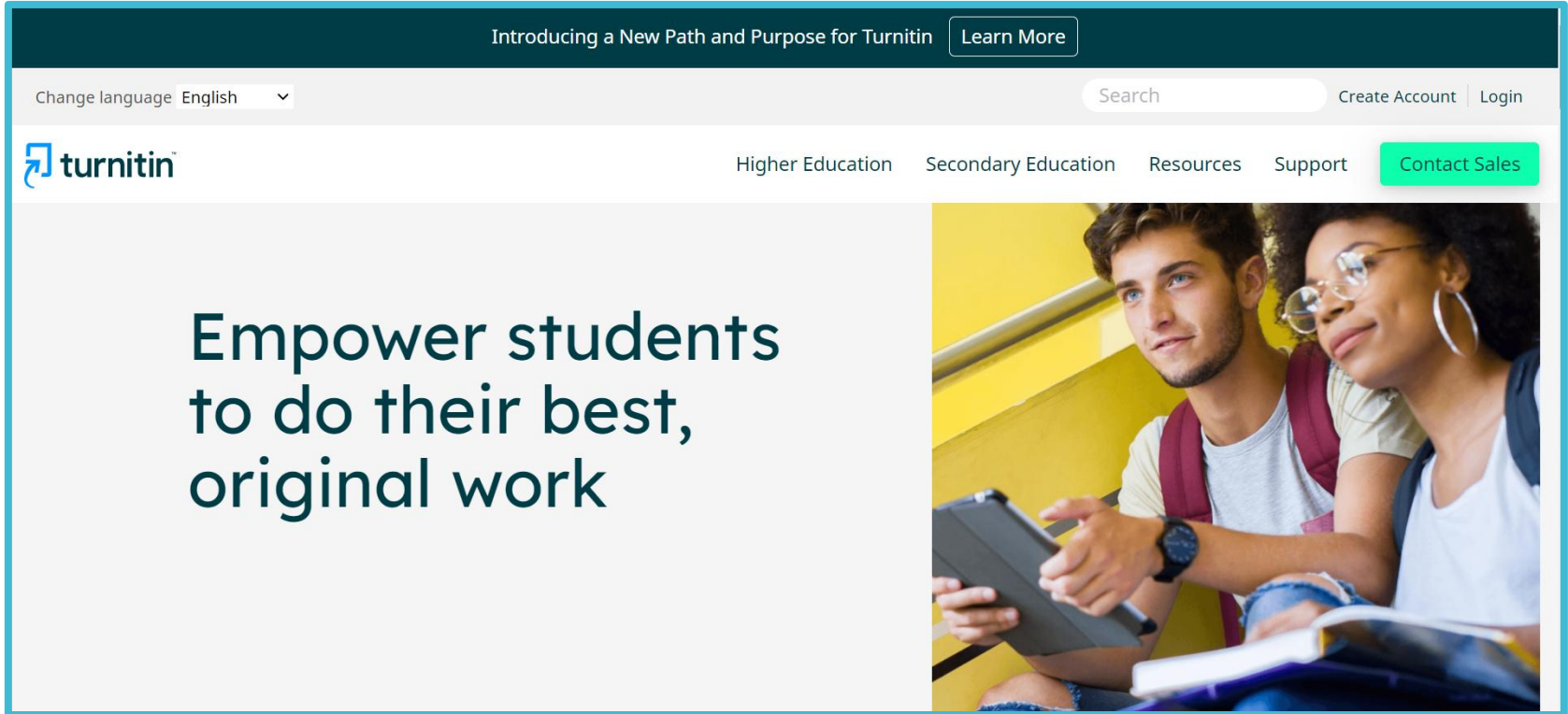
Follow “[Reset Your Password](#)” steps from to activate your account. If you have any questions, please contact the Library.

2. Resetting your password

- If you forgot your password, please follow these steps.

Go to www.turnitin.com

Click at **'Log in'** on the top right of the page.



The screenshot shows the Turnitin website homepage. At the top, a dark teal banner contains the text "Introducing a New Path and Purpose for Turnitin" and a "Learn More" button. Below this, a light gray navigation bar includes a language selector set to "English", a search bar, and links for "Create Account" and "Login". The Turnitin logo is on the left, and navigation links for "Higher Education", "Secondary Education", "Resources", "Support", and a green "Contact Sales" button are on the right. The main content area features a large text block on the left and a photograph of two students on the right. The text reads: "Empower students to do their best, original work". The photograph shows a young man and woman sitting together, looking at a tablet device.

Introducing a New Path and Purpose for Turnitin [Learn More](#)

Change language English ▾ Search Create Account | Login

turnitin Higher Education Secondary Education Resources Support [Contact Sales](#)


Empower students
to do their best,
original work

Select Forgot your password? **'Click here'** below to reset your password.

Log in to Turnitin

Email address

Password

[Log in](#) 

Forgot your password? [Click here](#).
Need more help? [Click here](#).

New user? [Click here](#).

[Privacy Policy](#)
We take your privacy very seriously. We do not share your details for marketing purposes with any external companies. Your information may only be shared with our third party partners so that we may offer our service.

Fill out your **Email address**.



Reset User Password

Please enter the email address you used to create your user profile. Click "next" when you are done.

Email Address

If you do not know the email address for your account...

Ask your instructor (or Turnitin administrator, if you are an instructor) to look up your email address.

NOTE: Due to privacy agreements, Turnitin CANNOT release your email address - even to you. You MUST get this information from your institution.



Instructor - A new email will be sent to your inbox containing the link to reset your password.

The link is available for only **1 hours**.

Reset User Password

The link to reset your password has been sent to:

██████████@igrouptaiwan.com

██████████XXX@abc.edu.tw

You have 24 hours to change your password using the emailed link.

Check your email inbox.
Find out the reset password
link '**here**' in the email.

Turnitin No Reply <noreply@turni

寄給我 ▾

🗑️ 英文 ▾ > 中文 (繁體

Dear Weichi DAI,

To reset your Turnitin password, please click [here](#) and follow the instructions provided.

If you have trouble clicking on the link provided, you may copy and paste the following URL into your browser:

https://www.turnitin.com/login_reset.asp?lang=en_us&id=31da643ec636098a30ddd523c1f27555

This link will expire in 24 hours. If you receive a message stating that the link has expired, please click [here](#) to request a new 'password reset' link.

You may also copy and paste the following URL into your browser to request a new 'password reset' link:

https://www.turnitin.com/password_reset1.asp?lang=en_us

Thank you for using Turnitin,

The Turnitin Team

Student

A. I remember my answer to my secret question

Reset User Password

If you remember the answer to your secret question, please enter it below. Click "Next" when you are done.

If you selected your secret question in a language other than the one you are reading this in, please select your language from the list:

English

Secret Question:
What was the name of the street you grew up on?

Answer:

Fill in your answer here.

[Forgot your answer?](#)

Please note that all passwords are case-sensitive. Please check your spam, bulk or junk folder for the password reset email, as it is sometimes filtered as spam. The email will come from noreply@turnitin.com. You may need to whitelist this address with your spam blocker or administrator.

Reset User Password

Thank you! Please enter your new password, and then confirm your new password. Your password must be at least eight characters long. Click "next" when you are done.

Password

Confirm Password

Enter and confirm your password, it must be **at least 8 characters long.**

B. I didn't remember my answer to my secret question

A new email will be sent to your inbox, the link to reset your password in the email is available only for **24 hours**.

Reset User Password

If you remember the answer to your secret question, please enter it below. Click "Next" when you are done.

If you selected your secret question in a language other than the one you are reading this in, please select your language from the list:

English

Secret Question:

What was the name of the street you grew up on?

Click at **'Forgot your answer?'**

[Forgot your answer?](#)

Please note that passwords are case-sensitive. Please check your spam, bulk or junk folder for the password reset email, as it is sometimes filtered as spam. The email will come from noreply@turnitin.com. You may need to whitelist this address with your spam blocker or administrator.

Next

Previous

Reset User Password

The link to reset your password has been sent to:

XXX@abc.edu.tw

You have 24 hours to change your password using the emailed link.

Check your email inbox.
Find out the reset password link **'here'** in the email.

Turnitin No Reply <noreply@turni...
寄給我

英文 中文(繁體)

Dear Weichi DAI,

To reset your Turnitin password, please click [here](#) and follow the instructions provided.

If you have trouble clicking on the link provided, you may copy and paste the following URL into your browser:

https://www.turnitin.com/login_reset.asp?lang=en_us&id=31da643ec636098a30ddd523c1f27555

This link will expire in 24 hours. If you receive a message stating that the link has expired, please click [here](#) to request a new 'password reset' link.

You may also copy and paste the following URL into your browser to request a new 'password reset' link:

https://www.turnitin.com/password_reset1.asp?lang=en_us

Thank you for using Turnitin.

The Turnitin Team

B. I didn't remember my answer to my secret question

Reset User Password

Thank you! Please enter your new password, and then confirm your new password. Your password must be at least eight characters long. Click "next" when you are done.

Password

Confirm Password

Next [Cancel](#)



Enter and confirm your password, it must be **at least 12 characters long.**

Reset Password Complete

Thank you! Your password has been successfully reset. Please note your password for future use.

Log in



Reset User Password

Thank you! Please enter your new password, and then confirm your new password. Your password must be at least eight characters long. Click "next" when you are done.

Password

Confirm Password

Next

Cancel



Enter and confirm your password, it must be **at least 12 characters long.**

Reset Password Complete

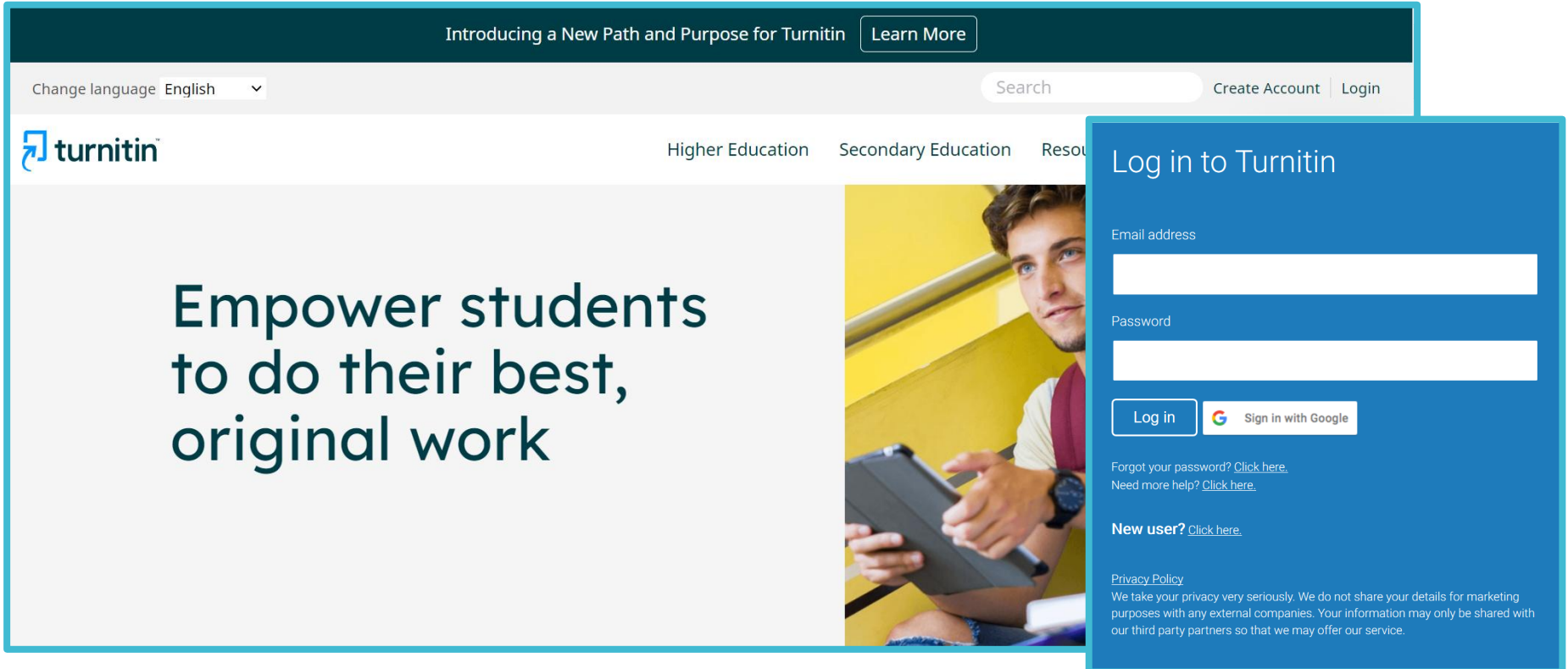
Thank you! Your password has been successfully reset. Please note your password for future use.

Log in



Submitting the Papers

Go to www.turnitin.com
Click at **'Log in'** on the top right of the page.



The image shows a screenshot of the Turnitin website. At the top, a dark teal banner contains the text "Introducing a New Path and Purpose for Turnitin" and a "Learn More" button. Below this, a navigation bar includes a language dropdown set to "English", a search bar, and links for "Create Account" and "Login". The Turnitin logo is on the left, and navigation links for "Higher Education", "Secondary Education", and "Resources" are on the right. The main content area features a large headline: "Empower students to do their best, original work" next to a photo of a student using a tablet. A blue login overlay is positioned on the right side of the page, containing the following elements:

- Section title: "Log in to Turnitin"
- Form fields: "Email address" and "Password", each with a white input box.
- Buttons: "Log in" and "Sign in with Google" (with the Google logo).
- Links: "Forgot your password? [Click here.](#)" and "Need more help? [Click here.](#)"
- Text: "New user? [Click here.](#)"
- Footer: "Privacy Policy" link and a short paragraph: "We take your privacy very seriously. We do not share your details for marketing purposes with any external companies. Your information may only be shared with our third party partners so that we may offer our service."

Homepage

1 Change your password here

2 language setting

Jane Doe | User Info | Messages | Instructor ▼ | English ▼ | Community | ? Help | Logout



All Classes

Join Account

Join Account (TA)

NOW VIEWING: HOME

About this page

This is your instructor homepage. To create a class, click the "Add Class" button. To display a class's assignments, click the class's name.

3 Create new class

iGroup University

+ Add Class

All Classes

Expired Classes

Active Classes

Class ID	Class name	Status	Start Date	End Date	Statistics	Edit	Copy	Delete
22092129	Cultural Tourism	Active	26-Aug-2019	31-Dec-2019				

4 Class Information:

Class name, status and until when this class will be expired.

Homepage

① Change your password here

② language setting



Jane Doe | User Info | Messages | Student ▼ | English ▼ | ? Help | Logout

All Classes

Enroll in a Class

What is Plagiarism?

Citation Help

NOW VIEWING: HOME

About this page

This is your student homepage. The homepage shows the classes you are enrolled in. To enroll in a new class, click the enroll in a class button on your homepage, you can submit a paper. For more information on how to submit, please see our [help page](#).

National Pingtung Univeristy of Science and Technology: 04國際學院

Class ID	Class name	Instructor
31248101	110學年度第1學期國際學院畢業論文	Library NPUST

English
English (International)
Čeština
Deutsch
Español
Français
Italiano
Nederlands
Polski
Português
Română
Suomi
Svenska
Tiếng việt
Türkçe
简体中文
繁體中文
日本語
한국어
Русский
عربي

Status	Start Date	End Date	Drop class
Active	25-Aug-2021	27-May-2023	

③ Class Information:

Class name, Instructor's name and until when this class will be expired.

Homepage

Click on the **class name** you would like to submit a paper to.

Jane Doe | User Info | Messages | Student ▼ | English ▼ | ? Help | Logout



All Classes

Enroll in a Class

What is Plagiarism?

Citation Help

NOW VIEWING: HOME

About this page

This is your student homepage. The homepage shows the classes you are enrolled in. To enroll in a new class, click the enroll in a class button. Click a class name to open your class homepage for the class. From your homepage, you can submit a paper. For more information on how to submit, please see our [help page](#).

National Pingtung University of Science and Technology: 04國際學院

Class ID	Class name	Instructor	Status	Start Date	End Date	Drop class
31248101	110學年度第1學期國際學院畢業論文	Library NPUST	Active	25-Aug-2021	27-May-2023	



Submitting A Paper

Click on 'Open' button to access your assignment folder.

[Class Portfolio](#) [My Grades](#) [Discussion](#) [Calendar](#)


NOW VIEWING: HOME > 學生論文比對

Welcome to your new class homepage! From the class homepage you can see all your assignments for your class, view additional assignment information, submit your work, and access feedback for your papers. ✕

Hover on any item in the class homepage for more information.

Class Homepage

This is your class homepage. To access more information about the assignment, click the "Open" button.

Assignment Inbox: 學生論文比對					
Assignment Title	Dates				
作業A(可重複上傳)	Start	17-Mar-2023	3:41PM		Open
	Due	31-Jul-2024	11:59PM		
	Post	31-Jul-2023	11:59PM		
作業B(可重複上傳)	Start	17-Mar-2023	3:50PM		
	Due	24-Mar-2023	11:59PM		
	Post	24-Mar-2023	11:59PM		
作業C(可重複上傳)	Start	17-Mar-2023	3:50PM		Open
	Due	24-Mar-2023	11:59PM		
	Post	24-Mar-2023	11:59PM		

Submitting A Paper

Click on **assignment name** to view the assignment information.

Class Portfolio

My Grades

Discussion

Calendar

NOW VIEWING: HOME > 學生論文比對 > 論文草稿1

About this page

This is your assignment dashboard. You can upload submissions for your assignment from here. When a submission has been processed you will be able to download a digital receipt, view any grades and similarity reports that have been made available by your instructor.

> 論文草稿1 ?



Upload Submission



Submitting A Paper

Click on [assignment name](#) to view the assignment information.

Class Portfolio

My Grades

Discussion

Calendar

NOW VIEWING: HOME > 學生論文比對 > 論文章稿1

About this page

This is your assignment dashboard. You can upload submissions for your assignment from here. When a submission has been processed you will be able to download a digital receipt, view any grades and similarity reports that have been made available by your instructor.

▼ 論文章稿1 ?

Instructions

No special instructions.

Start Date

17 Mar 2023 15:41

Due Date

31 Jul 2024 23:59

Feedback Release Date

31 Jul 2023 23:59

Max Points

0

Additional Settings

- ✗ Student access to similarity reports has been disabled by your instructor.
- ✓ Resubmissions are allowed
- ✗ Late submissions are not allowed

Upload Submission

Submitting A Paper

Click on 'Upload Submission' button to submit your paper.

Class Portfolio

My Grades

Discussion

Calendar

NOW VIEWING: HOME > 學生論文比對 > 論文草稿1

About this page

This is your assignment dashboard. You can upload submissions for your assignment from here. When a submission has been processed you will be able to download a digital receipt, view any grades and similarity reports that have been made available by your instructor.

> 論文草稿1 ?

Upload Submission



Cannot Upload Submission

**Submission is
unavailable**

Submitting documents to assignment



- Assignments
- Students
- Grade Book
- Libraries
- Calendar
- Discussion
- Preferences

NOW VIEWING: HOME > 學生論文比對

About this page

This is your class homepage. Click the "Add assignment" button to add an assignment to your class homepage. Click an assignment's "View" button to view the assignment inbox and any submissions that have been made to the assignment. You can make submissions by clicking on the "Submit" option in the assignment's "More actions" menu.

學生論文比對						+ Add Assignment
CLASS HOMEPAGE QUICKMARK BREAKDOWN						
	START	DUE	POST	STATUS	ACTIONS	
論文草稿1						
PAPER	17-Mar-2023 15:41PM	31-Jul-2024 23:59PM	31-Jul-2023 23:59PM	7 / 2 submitted	View More actions ▼	
論文草稿2						
PAPER	17-Mar-2023 15:50PM	24-Mar-2023 23:59PM	24-Mar-2023 23:59PM	1 / 2 submitted	View More actions ▼	
論文草稿3						
PAPER	17-Mar-2023 15:50PM	24-Mar-2023 23:59PM	24-Mar-2023 23:59PM	1 / 2 submitted	View More actions ▼	
論文完稿						

- Edit settings
- Add PeerMark assignment
- Submit**
- Email notifications
- Delete assignment



File Requirements



Text

Less than 100 MB &
Less than 800 pages

Google Chrome, Firefox



Images, forms, graphics,
Password protected
LaTeX and it's converted PDF
Internet Explorer

- » File types checked for similarity:
Microsoft Word, Excel, PowerPoint,
PDF(must not protected with password & must contains highlightable text),
WordPerfect, PostScript, HTML, RTF, OpenOffice (ODT), Hangul (HWP),
Google Docs

1 Single File Upload

Instructor

Submit: Single File Upload - 1 STEP ●○○

First name

Last name

Submission title

2 Enter your submission title

[What can I submit?](#)

Choose the file you want to upload to Turnitin:

3 Select your file

We take your privacy very seriously. We do not share your details for marketing purposes with any external companies. Your information may only be shared with our third party partners so that we may offer our service.

4 Upload your file

Student

Submit File

Upload Review Complete

1 ○————○————○

Drag and drop or select a file from your device.

Submission Title

Submission File 未選擇任何檔案

2 Enter your submission title

3 Select your file

4 Upload your file

1 Single File Upload

Instructor

Submit: Single File Upload STEP ●●●

Congratulations - your submission is complete! This is your digital receipt. You can print a copy of this receipt from within the Document Viewer.

Author:
Jane Doe

Assignment title:
Assignment2

Submission title:
REPORT

File name:
教案文章_A Communist Heritage of Forgetting and Remembering The Statue Park in Budapest.docx

File size:
113.16K

Page count:
10


Word count:
2291

Character count:
12710

Submission date:
25-Jul-2019 10:39AM (UTC+0800)

Submission ID:
1078582069

« Page 1 »



5 Submission completed


We take your privacy very seriously. We do not share your details for marketing purposes with any external companies. Your information may only be shared with our third party partners so that we may offer our service.

[Return to assignment list](#)

Student

Submit File ×

Upload Review Complete



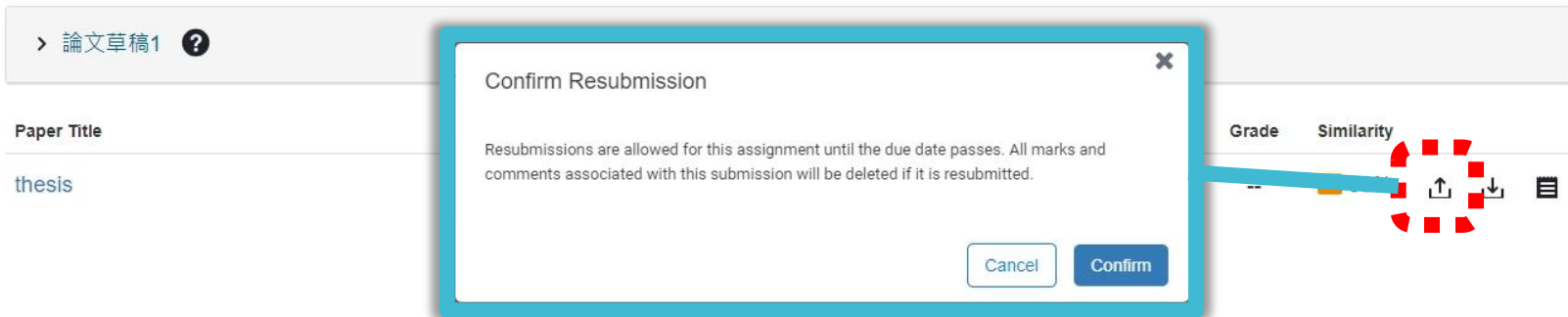
5 Submission completed

Resubmit Your Paper

Click the '[Resubmit](#)' button to upload another document.

Please note:

- 1 Your earlier submission and your report will be **overwritten and disappear forever**.
- 2 For each assignment, you are allowed **3 resubmission attempts** where the Similarity Report will generate **immediately**. **After 3 attempts**, from the 4th time, you will have to wait **24 hours** before a new Similarity Report can be generated.
- 3 The maximum of resubmissions for each assignment is **50 times**



The screenshot shows a user interface for submitting a paper. At the top, there is a breadcrumb navigation: > 論文草稿1 ? Below this, there is a section for 'Paper Title' with the text 'thesis'. To the right, there is a table with columns for 'Grade' and 'Similarity'. A red dashed circle highlights the 'Resubmit' button in the table. A blue dialog box titled 'Confirm Resubmission' is overlaid on the interface. The dialog box contains the text: 'Resubmissions are allowed for this assignment until the due date passes. All marks and comments associated with this submission will be deleted if it is resubmitted.' At the bottom of the dialog box, there are two buttons: 'Cancel' and 'Confirm'.

> 論文草稿1 ?

Paper Title

thesis

Grade Similarity

Confirm Resubmission

Resubmissions are allowed for this assignment until the due date passes. All marks and comments associated with this submission will be deleted if it is resubmitted.

Cancel Confirm

6. Viewing the Similarity Report

Instructor-Accessing the Similarity Report



- Assignments
- Students
- Grade Book
- Libraries
- Calendar
- Discussion
- Preferences

NOW VIEWING: HOME > TRAINING

About this page

This is your class homepage. Click the "Add assignment" button to add an assignment to your class homepage. Click an assignment's "View" button to view the assignment inbox and any submissions that have been made to the assignment. You can make submissions by clicking on the "Submit" option in the assignment's "More actions" menu.

Training

CLASS HOMEPAGE | QUICKMARK BREAKDOWN

[+ Add Assignment](#)

	START	DUE	POST	STATUS	ACTIONS
Assignment1/作業1					Check the submission status
PAPER	04-Jul-2020 11:56AM	30-Jul-2020 23:59PM	12-Jul-2020 00:00AM	2 / 2 Submitted	 View More actions ▼

Instructor-Accessing the Similarity Report

It can take **15 minutes to several hours** to return your similarity report. When the report is ready, **click at the score** to access your report.

NOW VIEWING: HOME > 學生論文比對 > 論文比對

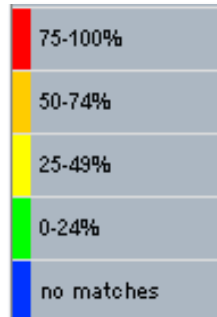
About this page

This is your assignment inbox. To view a paper, select the paper's title. To view a Similarity Report, select the paper's Similarity Report icon in the similarity column. A ghosted icon indicates that the Similarity Report has not yet been generated.

Submit All Papers ▾

<input type="checkbox"/>	Author	Paper Title	Viewed	Similarity	Flags	Options
<input type="checkbox"/>	Jenny Cheng	論文修改			--	⋮
<input type="checkbox"/>	鄭亦珊	論文			--	⋮

1. The Similarity report is processing.
2. The similarity percentage will show up after the report has been processed.



- * The color and the percentage only indicate the proportion of your text are similar to the articles indexed in Turnitin database.
- * These indices do not reflect Turnitin's assessment of whether a paper has or has not been plagiarized.

Student-Accessing the Similarity Report

It can take **15 minutes to several hours** to return your similarity report. When the report is ready, **click at the score** to access your report.

Class Portfolio

My Grades

Discussion

Calendar

NOW VIEWING: HOME > 學生論文比對 > 論文草稿1

About this page

This is your assignment dashboard. You can upload submissions for your assignment from here. When a submission has been processed you will be able to download a digital receipt, view any grades and similarity reports that have been made available by your instructor.

Please wait until the report is generated.

thesis

Uploaded

11 Mar 2024 14:03

Grade

--

Similarity

59%

Click at the percentage score to view your report.

Viewing the Similarity Report

1. The color and the percentage only indicates the portion of your text are similar to the articles indexed in Turnitin database.
2. These indices do not reflect Turnitin's assessment of whether a paper has or has not been plagiarized. It is required human judgement. Please consult with your thesis advisor.




Class Portfolio My Grades Discussion Calendar

NOW VIEWING: HOME > 學生論文比對 > 論文草稿1

About this page

This is your assignment dashboard. You can upload submission reports that have been made available by your instructor.

> 論文草稿1 ?

Paper Title	Uploaded	Similarity
thesis	11 Mar 2022	59%   

75-100%

50-74%

25-49%

0-24%

no matches

Student-Feedback Studio

Your Paper

Similarity
Toolbar

Historical Context of the creation of Statue Park

⁸ After Hungary's failed 1956 revolution against Soviet rule, the Communist Party leader János Kádár compromised and abandoned communist ideals of politicized the society and pushed the "depoliticization" toward individual (李邁先, 2002:397), one must suffer the repression of memory about 1956 and the following terror. ² In other words, if people were offered comfortable and satisfied lives, they would stop concerning and meddling politics. Moreover on late 1960s, market forces and reformation of central planning were introduced; Hungary became the "happiest barrack" and had a prosperous period in the former Soviet Bloc. This eventless



Paper
Download
Toolbar

Instructor-Feedback Studio

Your Paper

Similarity
Toolbar

Historical Context of the creation of Statue Park

⁹ After Hungary's failed 1956 revolution against Soviet rule, the Communist Party leader János Kádár compromised and abandoned communist ideals of politicized the society and pushed the "depoliticization" toward individual (李邁先, 2002:397), one must suffer the repression of memory about 1956 and the following terror. ² In other words, if people were offered comfortable and satisfied lives, they would stop concerning and meddling politics. Moreover on late 1960s, market forces and reformation of central planning were introduced: Hungary became the "happiest

Paper
Download
Toolbar

1 Flags (instructor only)

Turnitin's algorithms look deeply at a document for any inconsistencies that would set it apart from a normal submission, such as **replaced characters** or **hidden text**. If it notice something strange, it Flag it for you to review.

2 Match Overview

The Match Overview gives you a **breakdown of all the matches** that have been found in the paper and allows you to clearly view the similarity score.

Rank	Source	Similarity
1	www.budapest-tourist... Internet Source	3%
2	B. James. "Fencing in t..." Publication	3%
3	www.mementopark.hu Internet Source	2%
4	Submitted to University... Student Paper	2%
5	Duncan Light. "Gazing ..." Publication	1%

Source	Similarity
Submitted to University... Student Papers - 3 papers	3%
www.budapest-tourist... Internet Source	3%
www.budapestbylocals... Internet Source - 3 urls	3%
B. James. "Fencing in t..." Publication	3%
Submitted to Kozep-eur... Student Papers - 2 papers	2%
Submitted to University... Student Paper	2%

3 All Sources

All of the **sources** that have been found are displayed and sorted by highest percentage to lowest percentage match. Clicking on any source will change the navigation bar at the top of the page, displaying how many times that this source has matched in the paper.



4 Filter and Settings

From the Filters and Settings side panel, you may **exclude sources** that are less than a certain number of words or a certain percentage of words, or to **make bibliography and quote exclusions** from the similarity report.

The 'Filters and Settings' panel has a red header with the title and a close button. It is divided into two sections: 'Filters' and 'Optional Settings'. Under 'Filters', there are three checkboxes: 'Exclude Quotes', 'Exclude Bibliography', and 'Exclude sources that are less than:'. The 'Exclude sources that are less than:' section has three radio button options: 'words' (with an input field), '%', and 'Don't exclude by size' (which is selected). Under 'Optional Settings', there is a checkbox for 'Multi-Color Highlighting' which is checked. At the bottom is an 'Apply Changes' button.

The 'Excluded Sources' panel has a red header with the title and a close button. It contains a list of excluded sources, currently showing one entry: a checkbox followed by the text '. "DD205 Book 1 Geographies of Gl... Publication'. At the bottom, there are two buttons: 'Restore (0)' and 'Restore All'.



5 Viewing/Restoring Excluded Sources (instructor only)

View sources that have been excluded from the similarity report and restore them.

Viewing Your Report



Veronique Dai | Report

Similarity Score



Match Overview



11%



1	www.budapest-tourist-... Internet Source	3%
2	B. James. "Fencing in t... Publication	3%
3	www.mementopark.hu Internet Source	2%
4	Submitted to University... Student Paper	2%
5	Duncan Light. "Gazing ... Publication	1%



Fig.1 The panoramic view of Statue Park¹

As the park's designer, Elcöd wanted to create something new. Politically, he stated on official website: "This Park is about dictators as this can be talked about, described and built, the park is already there. After all, only democracy can provide the opportunity for us to think freely about dictatorship, or about democracy, come to that, or about anything." He recognized that these once propagandist statues should be seen as part of National history, being accepted and further critically analyzed. Not only its discourse, but also the

Each match is numbered and color-coded.

¹ Retrieve from: <http://cr2006.home.mindspring.com/html/DSC00163.html>



Match Overview

As the park's designer, Eleőd wanted to create something

politically, he stated on official website: "³*This Park is about dictatorship, but as soon as this can be talked about, described and built, the park is already about democracy.*

After all, only democracy can provide the opportunity for us to think freely about

dictatorship, or about democracy, come to that, or about anything." He recognized

that th

accept

Retric

Review the highlighted text in the pop-up box then compare it with your own text.

< www.mementopark.hu >
Internet Source

bout looking back is that you are free to do this. Democracy is the only regime that has dignity. This is what I was trying to describe in that sentence which became the key sentence of my design: "**This Park is about dictatorship, but as soon as this can be talked about, described and built, the park is already about democracy. After all, only democracy can provide the opportunity for us to think freely about dictatorship, or about democracy, come**

11



<	>		
1	www.budapestbylocals...	Internet Source	3% >
2	B. James. "Fencing in t...	Publication	3% >
3	www.mementopark.hu	Internet Source	2% >
4	Submitted to University...	Student Paper	2% >
5	Duncan Light. "Gazing ...	Publication	1% >



Match Overview

www.mementopark.hu
Internet Source

about looking back is that you are free to do this. Democracy is the only regime that has dignity. This is what I was trying to describe in that sentence which became the key sentence of my design: "This Park is about dictatorship, but as soon as this can be talked about, described and built, the park is already about democracy. After all, only democracy can provide the opportunity for us to think freely about dictatorship, or about democracy, come

As the park's designer, Eleőd wanted to create a park that was not only politically, he stated on official website: "This Park is about dictatorship, but as soon as this can be talked about, described and built, the park is already about democracy. After all, only democracy can provide the opportunity for us to think freely about dictatorship, or about democracy, come to that, or about anything." He recognized

★ Please confirm:

1. Is this highlighted text a quote/common word/common phrase?
2. Did I cite the source correctly?
3. Should I paraphrase the sentences/paragraph?

Try to use your own word to express the core idea, to reduce the similarity. How to prevent plagiarism when writing? See [here](#).

Overview

11

<	>		
1	www.budapestbylocals... Internet Source	3%	>
	...es. "Fencing in t... on	3%	>
	...mementopark.hu source	2%	>
	...ted to University... Paper	2%	>
	...n Light. "Gazing ... on	1%	>



Viewing Full Source Text (internet source only)



Fig.1 The panoramic view of Statue Park¹

< www.mementopark.hu >
Internet Source

Full Source View

As the park's c
politically, he sta
as this can be tal
After all, only de
dictatorship, or about democracy, come to that, or about anything." He recognized
that these once propagandist statues should be seen as part of National history, being
accepted and further critically analyzed. Not only its discourse, but also the

¹ Retrieve from: <http://cr2006.home.mindspring.com/html/DSC00163.html>



11

Download icon

Filter icon

Download icon

Info icon

Match Overview



11%

<		>	
1	www.budapest-tourist-... Internet Source	3%	>
2	B. James. "Fencing in t... Publication	3%	>
3	www.mementopark.hu Internet Source	2%	>
4	Submitted to University... Student Paper	2%	>
5	Duncan Light. "Gazing ... Publication	1%	>



Viewing Full Source Text (internet source only)



Veronique Dai Report



politically, he s

as this can be t

After a

dictato

that the

accepte

Retrie

Link out to the source webpage

www.mementopark.hu

Internet Source

about looking back is that you are free to do this. Democracy is the only regime that has dignity. This is what I was trying to describe in that sentence which became the key sentence of my design: "This Park is about dictatorship, but as soon as this can be talked about, described and built, the park is already about democracy. After all, only democracy can provide the opportunity for us to think freely about dictatorship, or about democracy, come



11



Full Source Text



Match 1 of 1

<http://www.memento...>

Internet Source

2%

their regime. Democracy is the only regime which is capable of looking back to its past, with all its mistakes and wrong turns, with its head up. The wonderful thing about looking back is that you are free to do this. Democracy is the only regime that has dignity. This is what I was trying to describe in that sentence which became the key sentence of my design: "This Park is about dictatorship, but as soon as this can be talked about, described and built, the park is already about democracy. After all, only democracy can provide the opportunity for us to think freely about dictatorship, or about democracy, come to that, or about anything." These statues are a part of the history of Hungary. Dictatorships chip away at and plaster over their past in order to get rid of all memories of previous ages. Democracy is the only regime that is prepared to accept that our past with all the dead ends is still ours; we should get to know it, analyse it and think



Viewing Full Source Text (internet source only)



Veronique Dai | Report



Fig.1 The panoramic view of Statue Park!

3 Types of Sources :

1. **Internet** → able to be viewed in Full text mode.
2. **Student Paper** → information remained protected, unable to be viewed.
3. **Publication** → by linking out to the publisher page, able to be downloaded if the article is subscribed by your institution.

Match Overview		
11%		
<	>	
1	www.budapest-tourist-... Internet Source	3% >
2	B. James. "Fencing in t... Publication	3% >
3	www.mementopark.hu Internet Source	2% >
4	Submitted to University... Student Paper	2% >
5	Duncan Light. "Gazing ... Publication	1% >



All Sources

All sources mode helps you to see how much of the similar text **comes from a single source.**

By clicking on an individual source, it will also show you matches from other **sub-source.**

Remove sources from the report. This is an **Instructor only** function. Consult your instructor if you need any help.

As the park's des

politically, he stated

as this can be tal

After all, only de

dictatorship, or a

that **these** once propagandist **status** should be seen as part of National history, being

accepted and further critically analyzed. Not only its discourse, but also the

¹ Retrieve from: <http://cr2006.home.mindspring.com/html/DSC00163.html>

The screenshot shows the 'All Sources' interface. At the top, there is a red header with the text 'All Sources' and a close button (X). Below the header, there is a navigation bar with a back arrow, 'Match 1 of 1', and a forward arrow. The main content area displays a list of sources with their respective percentages. A red box highlights the 'Exclude Sources' button at the bottom right. A blue box highlights the '11' icon and the 'Exclude Sources' button. A yellow hand cursor is shown pointing to the '2%' percentage of the first source.

Source	Percentage
www.mementopark.hu Internet Source - 3 urls	2%
pages/conception/	2%
pages/home/?lang=en	1%
pages/sights/	1%
. "DD205 Book ... Geogr... Publication	2%
www.uniquetravelphot... Internet Source - 2 urls	2%
Gillian Carr. "Chapter 2 ... Publication	2%
Carr, Gillian. "Militaria: ... Publication	2%
Gilly Carr. "Legacies of ...	2%

Exclude Sources

Filters and Settings



Reduce the similarity index and refine the number of matches shown in your report.

1 Exclude Quotes

Originality Check will disregard any matches that use the following quotation marks:

"..." «...» »...« „...“ 「 」 『 』

'...' (...) are not supported.

As politically, he stated on official website: ³ *This Park is about dictatorship, but as soon as this can be talked about, described and built, the park is already about democracy. After all, only democracy can provide the opportunity for us to think freely about dictatorship, or about democracy, come to that, or about anything.* He recognized that these once propagandist statues should be seen as part of National history, being accepted and further critically analyzed. Not only its discourse, but also the

¹ Retrieve from: <http://cr2006.home.mindspring.com/html/DSC00163.html>

Filters and Settings

Filters

- Exclude Quotes
- Exclude Bibliography
- Exclude sources that are less than:
 - words
 - %
 - Don't exclude by size

Optional Settings

- Multi-Color Highlighting

Apply Changes

Filters and Settings



Fig.1 The panoramic view of Statue Park¹

As the park's designer, Eleőd wanted to create something neutral artistically and politically, he stated on official website: *"This Park is about dictatorship, but as soon as this can be talked about, described and built, the park is already about democracy. After all, only democracy can provide the opportunity for us to think freely about dictatorship, or about democracy, come to that, or about anything."* He recognized

The quoted text match will be disregarded from the report, and the percentage may drop down.

Match Overview ×

9%

1	www.budapestbylocals... Internet Source	3%	>
2	B. James. "Fencing in t... Publication	3%	>
3	Submitted to University... Student Paper	2%	>
4	Duncan Light. "Gazing ... Publication	1%	>

Filters and Settings

Reference

Robin, Régine (1997). The Past as a Dustbin. In ⁶Thomas Lahusen & Evgeny

Dobrenko (Eds.), *Socialist Realism without Shores* (pp.337-256). Durham and London:

2 Exclude Bibliography

Originality Check will disregard any matches after the heading: Reference(s), Resource, Bibliography, Literature...etc.

Bibliography exclusion definitions: [here](#)

193-207). New York ; London: Routledge.

⁷李邁先 (2002) 東歐諸國史。臺北市：三民。



Filters and Settings

- Filters
- Exclude Quotes
- Exclude Bibliography
- Exclude sources that are less than:
 - words
 - %
 - Don't exclude by size

Optional Settings

- Multi-Color Highlighting

Apply Changes

Filters and Settings

The bibliography match will be disregarded from the report, and the percentage may drop down.

Reference

Robin, Régine (1997).

Dobrenko (Eds.), *Socialist Realism without Shores* (pp.337-256). Durham and London:

Duke University Press.

Memento Park Official Website <http://www.mementopark.hu/pages/home/>

Nadkarni, Maya (2003). The Death of Socialism and the Afterlife of its Monuments:

Making and Marketing the Past in Budapest's Statue Park Museum. In Katherine

Hodgkin & Susannah Radstone (Eds.), *Contested Pasts: The Politics of Memory* (pp.

193-207). New York ; London: Routledge.

李邁先 (2002) 東歐諸國史。臺北市：三民。

The screenshot shows a 'Match Overview' window with a red header and a large '9%' match rate. Below the percentage is a list of four sources, each with a rank number, title, source type, and match percentage. A red dashed circle highlights the top navigation icons on the left side of the window.

Rank	Source	Match Percentage
1	www.budapestbylocals... Internet Source	3%
2	B. James. "Fencing in t... Publication	3%
3	www.mementopark.hu Internet Source	2%
4	Duncan Light. "Gazing ... Publication	1%

Filters and Settings



Fig.1 The panoramic view of Statue Park¹

As the park's designer, Eleőd wanted to create something neutral artistically and

3 Exclude source that are less than

Originality Check will remove all **sources** that are **less than** the length of the number or percentage of words supplied.

✘The functions for excluding material are approximate. Human judgement is the final arbiter for proper quotation or bibliographic reference.

Filters and Settings

Filters

- Exclude Quotes
- Exclude Bibliography
- Exclude sources that are less than:
 - words
 - %
 - Don't exclude by size

Optional Settings

- Multi-Color Highlighting

Apply Changes

Filters and Settings

Reference

Robin, Régine (1997). The Past as a Dustbin. In Thomas Lahusen & Evgeny

Dobrenko (Eds.), *Socialist Realism without Shores* (pp.337-256). Durham and London:

Duke University Press.

Memento Park Official Website <http://www.mementopark.hu/pages/home/>

Nadkarni, Maya (2003). The Death of Socialism and the Afterlife of its Monuments:

Making and Marketing the Past in Budapest's Statue Park Museum. In Katherine

Hodgkin & Susannah Radstone (Eds.), *Contested Pasts: The Politics of Memory* (pp.

193-207). New York ; London: Routledge.

李邁先 (2002) 東歐諸國史。臺北市：三民。

The screenshot shows a search interface with a list of sources. A red filter overlay is positioned over the list, displaying a funnel icon and the number '11'. The list includes sources such as 'repositorio.uam.es', 'fedetd.mis.nsysu.edu.tw', and 'www.e-ir.info'. A blue dashed box highlights the filter overlay and the source 'www.e-ir.info'.

Source	Percentage
repositorio.uam.es Internet Source - 2 urls	1%
fedetd.mis.nsysu.edu.tw Internet Source - 2 urls	1%
FED-db/cgi-bin/FED-search...	1%
FED-db/cgi-bin/FED-search...	1%
www.history-culture-m... Internet Source	1%
www.e-ir.info Internet Source	1%

Ex: Sources that is less than 1% are removed.

» **Could you tell me what percentage of Similarity score given by Turnitin is appropriate?**

In my case, I got 19% from Turnitin, is it OK?

Turnitin is a tool detecting text similarities.

The similarity score is NOT the plagiarism indicator.
Human interpretation is always required.

High similarity score \neq Plagiarism

It may include **false positives**. False positives could be:

- » 1. Terms usually used in your field, grammatical terms, the names, affiliations, methods and methodology.
- » 2. Reference list, properly cited and/or quoted text or text for which permission has been received.
- » 3. Your own published paper or work stored in Student Paper database.

Consult to instructor on enhancing the original writing

Rewrite the text.

Or you may use the filter  to reduce the similarity score.

If it's appropriate, instructor can also help student to exclude certain sources.

'No Magic Number'



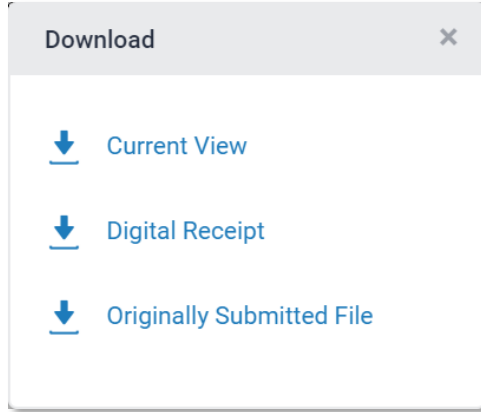
Therefore, based on the above situation, it is difficult to clearly define an ideal similarity score.

The best way is discussing the appropriate criteria with your department or your instructor/advisor.

Or refer to the publishing policy of publishers and journals. EX: IEEE.

7. Downloading the Similarity Report

Downloading the Similarity Report



1 Download the similarity Report

Click at “**Current View**” to download your similarity report in PDF format.

2 Download the digital receipt

Click at “**Digital Receipt**” to download your digital receipt in PDF format.

Cover

Report

by Veronique Dai

Submission date: 17-May-2018 03:19PM (UTC+0800)
Submission ID: 964976185
File name: 130701_Final_Report_Veronique.docx (113.16K)
Word count: 2291
Character count: 13271

Original text with highlighted matches

A Communist Heritage of Forgetting and Remembering: The Statue Park in Budapest

¹ Soviet Union in the late 1940s adopted an aggressive ideological campaign to consolidate the regime through East-Central Europe. The most visible aspect was the massive public display of revolutionary symbols in cities under iron curtain. Flags ² feature the hammer and sickle, emblems of unity between industrial and agricultural workers in the class struggle; Buildings were crowned with Red star of communism. ³ posters of Marx-Engels-Lenin-Stalin on the wall, whilst statues of heroes and communist comrades were erected, with heads uplifted, staring unblinkingly into the future.

When the Eastern-Central European dictatorships demised in 1989-90, political upheavals often followed with ⁴ popular demonstrations in which many visible symbols were destroyed; socialist-inspired street and square were quickly renamed, emblems as the Berlin Wall or the Stalin statue were torn down, and the fate of these public memorials carving communist ideology became an important issue. Some material legacy can be rapidly effaced. However, other built heritage – the plethora of monumental buildings or ⁵ tower blocks built for industrial workers – will persist for much longer, reminding a period of history that many people want to forget.

Despite most people in this region has confusing attitude toward this recent past, they can't stop a tide-like growing interest among Western tourist of material legacy of communism. In consequence, many former-associated communist sights were ⁶ constructed as "attractions" for the gaze of Western tourist. The promotions of these

Summary

Report

ORIGINALITY REPORT

11% SIMILARITY INDEX
7% INTERNET SOURCES
7% PUBLICATIONS
3% STUDENT PAPERS

1	www.budapest-tourist-guide.com Internet Source	3%
2	B. James. "Fencing in the past: Budapest's Statue Park Museum", Media Culture & Society, 05/01/1999 Publication	3%
3	www.mementopark.hu Internet Source	2%
4	Submitted to University of Durham Student Paper	2%
5	Duncan Light. "Gazing on communism: heritage tourism and post-communist identities in Germany, Hungary and Romania", Tourism Geographies, 5/1/2000 Publication	1%

Filter settings

Exclude quotes Off
Exclude matches Off

This area displays the exclusion settings are enabled or not.

Paper Information



Submission Details	
Submission ID	964976185
Submission Date	17-May-2018 03:19PM (UTC+080...
Submission Count	1
File Name	130701_Final_Report_Veronique....
File Extension	docx
File Size	113.16K
Character Count	13271
Word Count	2291
Page Count	10



1 Submission ID

To request a paper deletion from Turnitin database, contact your library staff. They will need your **submission ID** to raise a paper remove request to Turnitin.

2 Submission Count

This number indicates **how many times you submitted papers** to this assignment. **From the 4th time, you have to wait 24 hours to get your report.**

4. Instructor-

Creating a class and Enrolling Students

Creating a Class



All Classes | Join Account (TA)

NOW VIEWING: HOME

About this page

This is your instructor homepage. To create a class, click the "Add Class" button. To display a class's assignments and papers, click the class's name.

iGroup University

1 [+ Add Class](#)

[All Classes](#) | [Expired Classes](#) | [Active Class](#)

Class ID	Class name	Status	Start Date	End Date	Statistics	Edit	Copy	Delete
24058262	論文比對	Active	26-Feb-2020	31-Dec-2020				
24106533	TEST測試課程	Active	03-Mar-2020	31-Dec-2020				

Creating a Class

Create a new class

To create a class, enter a class name and a class enrollment key. Click "Submit" to add the class to your homepage.

Class settings

2

- * Class type: Standard (dropdown) **Select "Standard"**
- * Class name: Training (text input) **between 2 and 100 characters long**
- * Enrollment key: 20200704 (text input) **between 4-12 characters. Should not share your enrollment key publicly.**
- * Subject area(s): Select subject(s) (dropdown) **Select from the drop-down menu**
- * Student level(s): Select student level(s) (dropdown)
- Class start date: 04-Jul-2020
- * Class end date: 05-Jan-2021 (calendar icon)

Cancel

Submit

Creating a Class

Create a new class

To create a class, enter a class name and a class enrollment key. Click "Submit" to add the class to your homepage.


Class settings

2 * Class type

* Class name

*** Student accounts expires when the class becomes inactive. We recommend creating new classes each year, ensuring that inactive students from previous years are not counted against the institution's student seats limit.**

Class start date

* Class end date 

Select the class due date from the calendar. EX: the end date of this semester.

Cancel

Submit



Creating a Class



All Classes Join Account (TA)

NOW VIEWING: HOME

About this page

This is your instructor homepage. To create a class, click the "Add Class" button. To display a class's assignments and papers, click the class's name.

iGroup University-FBS

[+ Add Class](#)

All Classes Expired Classes Active Classes

Class ID	Class name	Status	Start Date	End Date	Statistics	Edit	Copy	Delete
24058262	論文比對	Active	26-Feb-2020	31-Dec-2020				
24106533	TEST測試課程	Active	03-Mar-2020	31-Dec-2020				
25404752	Training	Active	03-Jul-2020	31-Jul-2020				

A new class is created.

Change the class name, extend/expire the class.

Creating an Assignment



All Classes | Join Account (TA)

NOW VIEWING: HOME

About this page

This is your instructor homepage. To create a class, click the "Add Class" button. To display a class's assignments and papers, click the class's name.

iGroup University-FBS

+ Add Class

		All Classes	Expired Classes	Active Classes					
Class ID	Class name	Status	Start Date	End Date	Statistics	Edit	Copy	Delete	
24058262	論文比對	Active	26-Feb-2020	31-Dec-2020					
24106533	TEST測試課程	Active	03-Mar-2020	31-Dec-2020					
25404752	Training	Active	03-Jul-2020	31-Jul-2020					



Creating an Assignment



- Assignments
- Students
- Grade Book
- Libraries
- Calendar
- Discussion
- Preferences

NOW VIEWING: HOME > TRAINING

About this page

This is your class homepage. Click the "Add assignment" button to add an assignment to your class homepage. Click an assignment's "View" button to view the assignment inbox and any submissions that have been made to the assignment. You can make submissions by clicking on the "Submit" option in the assignment's "More actions" menu.

Training

[CLASS HOMEPAGE](#) | [QUICKMARK BREAKDOWN](#)

2 [+ Add Assignment](#)

START	DUE	POST	STATUS	ACTIONS
Before you or your students can submit a paper, you first need to create an assignment.				

Creating an Assignment

About this page

To create an assignment, enter an assignment title and choose the start and due dates for the assignment. If you like, you can enter an additional assignment description. By default, papers submitted to this assignment will be checked against all of our databases. If you would like to create a custom search or view other advanced assignment options, click the "Optional settings" link.

🔍 Title

🔍 Max Grade

🔍 Instructions

🔍 Start Date

🔍 Due Date

🔍 Submit papers to

🔍 Feedback Release Date

[Optional Settings](#)

Submit

Creating an Assignment

About this page

To create an assignment, enter an assignment title and choose the start and due dates for the assignment. If you like, you can enter an additional assignment description. By default, papers submitted to this assignment will be checked against all of our databases. If you would like to create a custom search or view other advanced assignment options, click the "Optional settings" link.

Title
Assignment Title

Instructions
Assignment instr

Submit papers to
Do not store the submitted papers

Max Grade
100

Start Date
2024-03-19 23:42

Due Date
2024-03-26 23:42

Feedback Release Date
2024-03-26 23:42

[Optional Settings](#)

Students are **only able to submit once the start date and time has passed.**

After the due date and time, **students will be blocked from submitting papers.**

Submit

Creating an Assignment

About this page

To create an assignment, enter an assignment title and choose the start and due dates for the assignment. If you like, you can enter an additional assignment description. By default, papers submitted to this assignment will be checked against all of our databases. If you would like to create a custom search or view other advanced assignment options, click the "Optional settings" link.

Title

Instructions

Submit papers to

 [Optional Settings](#)

1. Standard repository (Default):

Papers submitted to the assignment are going to be **indexed in Turnitin's global student paper repository as sources to ALL USERS**. Can be used to check for student collusion.

-Remove papers from inbox *WILL NOT remove papers* indexed in the global repository. If you'd like to delete those indexed papers, please *make permanent paper deletion requests*.

2. *Do not store the submitted papers (Recommended for thesis drafts):

Papers submitted to the assignment ***WILL NOT be indexed*** in the Turnitin global student paper repository, therefore meaning that the papers will not be checked for collusion between students of the same or different institutions.

Creating an Assignment

About this page

To create an assignment, enter an assignment title and choose the start and due dates for the assignment. If you like, you can enter an additional assignment description. By default, papers submitted to this assignment will be checked against all of our databases. If you would like to create a custom search or view other advanced assignment options, click the "Optional settings" link.

🔍 Title

🔍 Instructions

🔍 Submit papers to

🔍 Max Grade

🔍 Start Date

🔍 Due Date

🔍 Feedback Release Date



[Optional Settings](#)

Submit

Creating an Assignment

Optional Settings

Submission settings

- Allow submission of any file type ?
- Allow late submissions ?

Similarity Report

- Generate Similarity Reports for student submission

Generate reports immediately (students can resubmit until due date): A ▾

- Allow students to view Similarity Reports ?
- Exclude bibliographic materials ?
- Exclude quoted materials ?
- Exclude small sources ?

Check the box to "Allow any file type".

Yes: Students will be able to submit to the assignment after the due date, **providing they have not previously made a submission.**

No: Students will not be able to submit after the due date.

Creating an Assignment

Submission settings

Allow submission of any file type ?

Allow late submissions ?

Similarity Report

Generate Similarity Reports for student submission

Generate reports immediately (students can resubmit until due date): A ▾

If select 'No', no similarity reports will be generated.

1. Immediately (first report is final) (default) :

Similarity Reports will be generated immediately. **Students cannot resubmit papers.**

2. *Immediately (can overwrite reports until due date) :

Students may resubmit as often they need to until the due date.

The **FIRST THREE resubmissions** will generate a new Similarity Report **straight away**.

AFTER THREE attempts, a 24-hour wait is enforced to generate Similarity Reports for all subsequent resubmissions.

3. On due date : Similarity Reports will not be generated until the due date and time of the assignment.

Students may resubmit as many times as needed until the due date and time **without receiving reports.**

Creating an Assignment

Optional Settings

Submission settings

- Allow submission of any file type ?
- Allow late submissions ?

Similarity Report

- Generate Similarity Reports for student submission

Generate reports immediately (students can resubmit until due date): A ▾

- Allow students to view Similarity Reports ?
- Exclude bibliographic materials ?
- Exclude quoted materials ?
- Exclude small sources ?

If didn't check, students can't view the reports.

Exclude certain type of texts such as bibliographical materials, quotations or small sources when generating Similarity Report for all papers submitted to this assignment folder.

These 3 settings can be overridden or adjusted in individual Similarity Reports via the document viewer.

Creating an Assignment

Compare against

- Student paper repository
- Current and archived web site content
- Periodicals, journals and publications

The search options setting allows you to select which Turnitin repositories students' submissions will be checked against when processing Similarity Reports for papers.

Exclude assignment template

Upload or create a template of text to be automatically excluded from the Similarity Report.

Upload Template

Create Custom Template

Note: Once a submission has been made to the assignment, templates can no longer be added or edited.

Template Requirements ▾

- Uploaded files must be less than 100 MB
If your file exceeds 100 MB, you can reduce its size by removing any images or save the file as a rich text or plain text file. You could also copy the text from the file and paste it into the Create Custom Template text box.

Creating an Assignment

Exclude assignment template

Upload or create a template of text to be automatically excluded from the Similarity Report.

Upload Template

Create Custom Template

Note: Once a submission has been made to the assignment, templates can no longer be added or edited.

Template Requirements ▾

- Uploaded files must be less than 100 MB
If your file exceeds 100 MB, you can reduce its size by removing any images or save the file as a rich text or plain text file. You could also copy the text from the file and paste it into the Create Custom Template text box.
- Templates must have at least 20 words of text.
- Accepted file types for upload: Microsoft Word, Excel, PowerPoint, WordPerfect, PostScript, PDF, HTML, RTF, OpenOffice (ODT), Hangul (HWP), and plain text.

Additional settings

Save these settings for future use [?](#)

Templates can be uploaded to the assignment settings so that they can be automatically excluded from all student's Similarity Report in that class. (Optional)

Submit

Enrolling Students



- Assignments
- Students
- Grade Book
- Libraries
- Calendar
- Discussion
- Preferences

NOW VIEWING: HOME > TR



1

About this page

This is your class homepage. Click the "Add assignment" button to add an assignment to your class homepage. Click an assignment's "View" button to view the assignment inbox and any submissions that have been made to the assignment. You can make submissions by clicking on the "Submit" option in the assignment's "More actions" menu.

Training

CLASS HOMEPAGE | QUICKMARK BREAKDOWN

+ Add Assignment

	START	DUE	POST	STATUS	ACTIONS
Assignment1/作業1					
PAPER	04-Jul-2020 11:56AM	30-Jul-2020 23:59PM	12-Jul-2020 00:00AM	0 / 0 submitted	View More actions ▼

Enrolling students: Add One Student Each Time



Assignments **Students**

Enroll a Student

To enroll a student, enter a first name, last name, and an email address and click submit.

If the student already has a Turnitin user profile, they will be notified and enrolled in your class immediately. If they do not have a profile, we will create one and send them an email notification with a temporary password.

Add student to
Class name: iGroup University-

First name

Last name

Email (User name)

Submit

Fill out student information and click at 'submit'.

The student will receive a welcome Email. After completing the activation, he/she can submit papers to your class.

NOW VIEWING: HOME > TRAINING > S

About this page

The student list shows the students en
his or her submissions.

Students

Enrolled Student name

Welcome! Currently, there are no stud
enroll students in your class manua

your class, click the email all students link. Click a student's name to view

2

Add Student Upload Student List Email All Students



Drop

s ID and class enrollment key you created. If you prefer, you can also

Enrolling students: Upload Student List



Assignments

Students

Grade Book

Libraries

Ca

Create a student list and upload it.

The maximum is **100 students** each upload.

The students will receive a welcome Email. After completing the activation, they can submit papers to your class.

Upload Student List

Choose a file to upload:

選擇檔案 未選擇任何檔案

File Formatting Guidelines

Your file can be in either **Excel or plain text** format. For each user in your list, you must include the user's first name, last name, and e-mail address in this order:

first name, last name, email address

Here is an example of a properly formatted list in each of the formats we accept (plain text and Excel):

Plain text (.txt)

Connie, Williams, cwilliams@myschool.edu
Patricia, Wong, pwong@myschool.edu

Excel (.xls)

A	B	C
Connie	Williams	cwilliams@myschool.edu
Patricia	Wong	pwong@myschool.edu

A: First name
B: Last name
C: Student email

If the students you are enrolling already have Turnitin user profiles, they will be notified and enrolled immediately. If they do not have profiles, we will create profiles for them and send out email notifications with temporary passwords

Upload List

English | Community | Help | Logout

mail all students link. Click a student's name to view

2


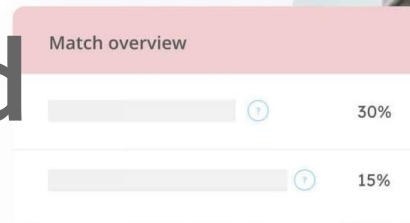
Upload Student List

Email All Students

Drop

nt key you created. If you prefer, you can also

Frequent Asked Questions



» **1. I have been waiting for several hours but my similarity report is still “processing”?**

① Confirm the assignment setting with your instructor.
Instructors may check our FAQs [here](#).

② If your paper

- contains lots of graphics and formulas
- is large to dozens of MBs
- has several hundred pages length

it will take comparatively longer to generate the report.

③ Examine the submission counts, if you submitted papers to this assignment **more than 3 times**, you have to wait **24 hours**.

If you still can't see your report, please contact your library staff along with your screenshot.

Consult your instructor for creating new assignment folders for you, to get similarity report within 24 hours.

» **2. I got a high similarity score, and the first matches are my previous drafts, what can I do?**

How did the instructor upload the papers?

❶ Via **Quick Submit**

Select the paper(s) and click at **"Request permanent deletion"** in the inbox.

❷ Via **Assignment folders:** The inadvertently stored papers **are in the inbox**

1. Select the paper(s) and click at **"Request permanent deletion"** in the inbox.
2. Change the assignment setting to **" Do not store the submitted paper"**

❸ Via **Assignment folders/ Quicks submit:** The inadvertently stored papers **are deleted** from the inbox


Reaching out to administrator.
Provide paper ID/student email.

Your Turnitin account Administrator will receive the request .

If the administrator approve instructors' request and delete the paper, the instructor will receive a message in their Turnitin message inbox.
(No email notifications)

After the paper(s) were deleted

For instructors

1. Confirm the assignment settings had been changed to **" Do not store the submitted paper"** for not storing new papers in the database.
2. Access the report. Click at the Filter and Settings  and use the **"New Report"** button to regenerate your report.

For students:

Student may resubmit the paper, the high similarity match should be removed.

Paper Deletions

NOW VIEWING: HOME > 誤存文檔 DEMO > 標準文檔儲存模式

About this page

This is your assignment inbox. To view a paper, select the paper's title. To view a Similarity Report, select the paper's Similarity Report icon in the similarity column. A ghosted icon indicates that the Similarity Report has not yet been generated.

Submit [Search] All Papers [Download All] [Move to]

<input type="checkbox"/>	Author	Paper Title	Paper ID	Uploaded	Viewed	Similarity	Flags	Options
<input type="checkbox"/>	Jenny Cheng	存入資料庫 (store in the repository)	2395766292	Jun 5th 2024, 9:07 AM		19%		

1. Remove from the inbox:

For papers in assignment folders chosen "No Repository".

Papers will be removed from your view.

*If papers were previously stored in the repository, removing them from the inbox could not make them disappear in Similarity matches.

Paper Deletions

Edit Assignment GradeMark Report Students Lit

NOW VIEWING: HOME > 談存文稿 DEMO > 標準文稿儲存模式

About this page

This is your assignment inbox. To view a paper, select the paper that has a report yet been generated.

<input type="checkbox"/>	Author	Paper Title	Paper ID	Uploaded	Viewed	Similarity	Flags	Options
<input type="checkbox"/>	Jenny Cheng	存入資料庫 (store in the repository)	2395766292	Jun 5th 2024, 9:07 AM		19%		1

2

- Upload
- Download
- Remove From Inbox
- Request permanent deletion

2. Request permanent deletion:

For papers previously stored in Turnitin database.

A request will be sent to the Turnitin account administrator. They'll then review the request and approve it if they agree the paper should be deleted.

For further documentation see [here](#).

After the request has been approved, the instructor **has to regenerate the paper** to remove the similar match.

Resources

1. Turnitin Support Center

<https://supportcenter.turnitin.com/s/>

2. Student User Guide

<https://help.turnitin.com/feedback-studio/turnitin-website/student/student-category.htm>



3. English Tutorial Video

https://www.youtube.com/playlist?list=P_LdFo3H5vZ56rXtbo2ehhver_jkOu1Cdjx



Thank **YOU**

For more information, e-mail us

service@igrouptaiwan.com

02-2571-3369

